

We would like to thank all hunters for joining the photo shootings.

All information subject to change without notice. Models can vary from country to country.

Blaser hunting rifles are distributed through qualified dealers exclusively.

Blaser USA, Inc.
403 East Ramsey,
Suite 301,
San Antonio, TX 78216

Phone (210) 377-2527
Fax (210) 377-2533

Blaser proudly supports



© Kodak Markenkommunikation · 12/2009 · Isny, Germany (Concept · Photos · Design · Text · Production) · www.kodak.de

www.blaser-r8.com

Blaser

www.blaser-usa.com



Blaser R8

A new era of perfection

THE BOLT ACTION RIFLE BLASER R8



„Uncompromisingly tailored to active hunting!“

For the past 15 years there has been one lingering question about the R93. How can we top this? How can we take this technically superior concept into a new era?



Bernhard Knöbel
CEO,
Blaser Jagdwaffen GmbH

The detachable magazine was right at the top of the optimisation list. Here we managed to find the perfect solution – ergonomically ideal and convenient to use. But we have also taken the fans of the integral magazine into account. Either way, it was important to us that our bolt action rifle remained the benchmark in compact design and usability. And we were able to do this without restriction.

Nevertheless, the new magazine type is just one of a multitude of innovations that make the R8 so unique. The trigger as a crucial factor in precision and its safe functioning, even under extreme conditions, posed a very special constructional challenge, one that has been brilliantly mastered.


In order to make shooting with the R8 as comfortable and safe as possible, we attached immense importance to optimizing the stock, reaching a new level of perfection here, too.

We made all efforts to achieve maximum technical performance without compromising on superior style and design. Our passion for gun making is perfectly reflected in the dynamic but elegant contours of the R8. Unmistakable in its overall design, the R8 sets a new standard in 21st century firearm technology and aesthetics.

Enter into a new era of perfection!

A handwritten signature in blue ink, likely belonging to Bernhard Knöbel, the CEO of Blaser Jagdwaffen GmbH.

Molded into the hunter's hand



R8

FAST

ACCURATE

SAFE

HUNTABLE

RELIABLE

VERSATILE

R8 MODELS

Page 4/5

Page 6/7

Page 8/9

Page 10/11

Page 12/13

Page 14/15

Page 16 – 37



www.blaser-r8.com

Concave and convex lines determine the R8's design. System and stock shape harmonically merge. The R8 presents itself compact, sleek and dynamic at the same time.



FOCUSED REPEATING

In-line repeating in the correct shooting position allows for a relaxed posture in situations that require a quick succession of shots. The bolt handle is mounted in an ergonomically perfect position just above the trigger guard. Rifle and eye remain focused on the target, the hunter gains time to aim exactly and ensure a perfect shot.



„BLIND“ MAGAZINE EXCHANGE

The magazine buttons are positioned above the trigger guard and can be operated „blindly“. When pushing both buttons at the same time, the magazine releases directly into the shooter's hand. If required, a second loaded magazine can be inserted within a split second. The magazine is loaded by pushing in cartridges from above, so that pushing the cartridges under the magazine lips is not necessary. Thus, the magazine can be loaded easily, even when it is inserted into the rifle which is a huge advantage for active hunters. Magazine capacity: caliber group Mini: 5+1, Standard: 4+1, Magnum: 3+1



iC ILLUMINATION CONTROL

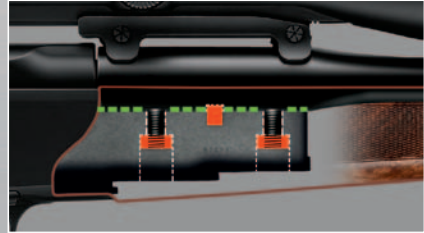
In combination with ZEISS iC rifle scopes the optionally available iC Illumination Control connects the control of the reticle illumination to the operation of the rifle. When cocking the R8, the illuminated dot is automatically activated in the illumination intensity that has been adjusted last. By cocking the rifle, the loaded R8 is ready to shoot and the ZEISS iC rifle scope is ready for operation.

Gaining time



BLASER PRECISION TRIGGER

Thanks to the excellent, crisp characteristics of the R8 trigger and the extremely short release time, it turns the shooter's thought impulse into an accurate shot. The R8 trigger immediately breaks „crisp as glass“. Available in two trigger weights 1.5 or 2.5 lbs you can select which weight best suits your shooting needs.



SUPERIOR BARREL BEDDING

Cold hammer forged barrels and chambers provide superior quality and utmost accuracy. The barrel is embedded in the massive R8 action. Distortion of the wooden stock caused by dry or wet conditions does not affect the point of impact. Even when exchanging the barrel, the R8 barrel bedding provides optimum repeating accuracy.



BLASER SADDLE MOUNT

Only with a perfect scope mount, rifle and rifle scope become one accurate unit. Four inconspicuous notches which are aligned with the chamber hold the one-piece mounting base without causing tension. Thus, the barrel can float freely and keeps its point of impact even with the heat generated by a quick succession of shots. By just a few turns, the rifle scope can be detached and reattached within a split second – all without needing to re-zero your optics.



BLASER RADIAL LOCKING SYSTEM

Extremely strong concentric locking directly to the barrel without rotary motion. Besides barrel bedding and quality, the Blaser radial locking system contributes decisively to unsurpassed accuracy.




SUCCESS FACTOR: THE STOCK

Different from some traditional stock shapes the straight comb of the R8 diverts recoil forces horizontally on the shoulder. Due to the increased muzzle stability the felt recoil is substantially reduced. Thanks to a steeper angle, the palm support and a distinct cast, the R8 pistol grip provides a relaxed hand position allowing for controlled shooting and better shooting results.

Perfect shot

ACCURATE



MANUAL COCKING SYSTEM

The R8 offers the capability of safely stalking with a round in the chamber without any chance of discharge due to the innovative manual cocking system. Without the need to move your hand from the pistol grip you can silently push the cocking lever forward allowing the firing pin and spring to be cocked, ensuring a shot at a moments notice. To de-cock the system simply push the cocking lever forward with slight downward pressure and the lever will return to the neutral position removing all tension to the firing pin spring.

For the past half century the Blaser manual cocking system has been recognized as one of the safest systems in hunting rifles. No conventional safety system can surpass the uncocked firing pin spring.

To safely open the bolt, simply move the cocking lever forward until you meet the first resistance (about 1/8") to unlock the bolt handle. This slight movement will not cock the rifle and you can load and unload the rifle safely.

PROTECTED AGAINST UNAUTHORIZED ACCESS

The unique design of the intergrated trigger/magazine assembly allows the trigger/magazine unit to be removed and stored separately. This important safety feature protects against misuse by unauthorized persons.

AUTOMATIC DECOCKING

By removing the trigger/magazine unit the R8 can no longer be cocked. Additionally removing the system from a cocked rifle, the cocking lever will return to the de-cocked position.

Safety first

SAFE



SHORT AND HUNTABLE

The unique design of the R8 magazine above the trigger allows the overall length of the rifle to be 3 1/2" shorter than conventional bolt action rifles. This innovative feature proves to be a distinct advantage in all terrain.



PERFECTLY BALANCED

The combination of overall length, total weight and balance sets a new standard for bolt action rifles. The balanced weight distribution allows for fast handling and quick target acquisition.



SAFELY STORED, READY IN A SPLIT SECOND

In situations when hunters have to walk long distances, it is more comfortable to carry the rifle stripped down in a backpack. If required, the rifle can be reassembled in a split second, without influencing the point of impact.

When traveling, the R8 can be transported stripped down in a rifle case. In contrast to very long conventional rifle cases, passers-by do not recognize the R8's inconspicuous rifle case.



Follow your Intuition



HUNTABLE



LOCKED MAGAZINE

The double release buttons protect the magazine against unintentional drop out. Our innovation does not stop there. We also incorporated a locking device for the hunter who prefers a non-detachable magazine.

When the magazine is locked in place, and with an open bolt, the rifle can be loaded from the top.

PROTECTED

All metal parts of the R8 are either made of rustproof material or otherwise protected against corrosion. The closed construction of the R8 action prevents contaminants from entering the rifle.

Every magazine comes with a protective cover (1) preventing dirt from entering the rifle when the magazine is stored outside of it. When taking out the magazine, the magazine chamber can be closed with a magazine chamber cover (2) which is included in the scope of delivery.

DESMODROMIC TRIGGER MECHANISM

The critical link between shooter and rifle is the trigger. The R8 offers the next leap in technology. Upon cycling the action, the trigger is reset mechanically. This innovative design does not rely on a spring to reset the trigger after firing. This important design feature offers unsurpassed reliability in extreme conditions such as freezing rain and blowing dust.

Braving the elements



RELIABLE

HUNTING AROUND THE WORLD

There is no better advantage to a hunter than the ability to use one rifle anywhere in the world. With calibers ranging from .222 Rem to .416 Rem. Mag. there are no limitations for your Blaser.

SEVERAL RIFLE SCOPES ON ONE BARREL

Every barrel is prepared for the Original Blaser Saddle Mount. This allows for several rifle scopes to be used with one barrel.

Hunting the world with one rifle



VERSATILE

R8 Professional

- ▶ One-piece synthetic stock in dark green
- ▶ Shatter-proof and inherently stable even with extreme temperatures
- ▶ Ergonomically optimized pistol grip
- ▶ Anti-slip elastomer inlays on the forearm area and pistol grip
- ▶ Safe grip in any shooting position and weather conditions
- ▶ Black forearm tip
- ▶ Stock length 14½" incl. 5/8" rubber pad
- ▶ 3/4" rubber pad available by request
- ▶ Kickstop optionally available



R8 Professional

◀ R8 Professional with optional extras:
rifle scope and scope mount, fluted Semi Weight
barrel, IC cocking slide

▲ R8 Professional with optional extras:
rifle scope and scope mount

Please find available calibers and
technical specifications from page 34

R8 Jaeger

R8 Jaeger

- ▶ Velvet black anodized action
- ▶ Walnut wood grade 3
- ▶ Stock with Bavarian cheek piece and double rabbet
- ▶ Black forearm tip
- ▶ Old English recoil pad
- ▶ Contrast sights

◀ R8 Jaeger with optional extras: rifle scope and scope mount, iC cocking slide, wood grade 8

▲ R8 Jaeger with optional extras: rifle scope and scope mount

Please find available calibers and technical specifications from page 34

R8 Luxus

- ▶ Side plates with various engraving motives to select from (from page 32)
- ▶ Walnut wood grade 4
- ▶ Stock with Bavarian cheek piece
- ▶ Old English recoil pad
- ▶ Black forearm tip
- ▶ Contrast sights
- ▶ Optional extras from page 32

R8 Luxus



▲ R8 Luxus with optional extras: rifle scope and scope mount, wood grade 6



▲ Bavarian cheek piece (double rabbit, optional)

Please find available calibers and technical specifications from page 34

R8 Attaché

- ▶ Fluted barrel
- ▶ Walnut wood grade 7
- ▶ Stock with Bavarian cheek piece and double rabbit
- ▶ Velvet black anodized action
- ▶ Wooden side plates and wooden ball on the bolt handle
- ▶ Gold-colored bolt head
- ▶ Gold-colored trigger
- ▶ Ebony forearm tip
- ▶ Old English recoil pad



▲ Gold-colored bolt head and trigger. Wooden side plates and bolt handle.



R8 Attaché

▲ R8 Attaché with optional extras: rifle scope and scope mount



Please find available calibers and technical specifications from page 34

R8 Baronesse

- ▶ Fully engraved action, select between animal game motives or Scroll motive.
- ▶ Fluted barrel
- ▶ Walnut wood grade 8
- ▶ Ebony forearm tip
- ▶ Stock with Bavarian cheek piece with double rabbit
- ▶ Old English recoil pad
- ▶ Wooden ball on the bolt handle
- ▶ Gold-colored bolt head
- ▶ Gold-colored trigger



R8 Baronesse

▲ R8 Baronesse with optional extras: rifle scope and scope mount

Please find available calibers and technical specifications from page 34

R8 Safari PH

like R8 Jaeger (page 18), but additionally:

- ▶ Walnut wood grade 3
- ▶ Heavy Safari barrel, muzzle diameter 7/8"
- ▶ Safari open sights
- ▶ Safari stock with larger radius at comb and Monte Carlo cheek piece
- ▶ Kickstop fitted in the stock
- ▶ Safari forearm with black forearm tip

R8 Safari Luxus

like R8 Safari PH, but additionally:

- ▶ Walnut wood grade 4
- ▶ Select between different engraving motives (from page 32)
- ▶ Optional extras from page 32

R8 Safari

R8 Safari PH

R8 Safari Luxus



▲ R8 Safari Luxus



▲ R8 Safari PH
with optional extras:
rifle scope and scope mount

Please find available calibers and technical specifications from page 34

In 1993, Blaser developed and patented a quick release rifle scope mount that soon replaced all others in the Blaser product line.

Like all Blaser bolt action rifles and combination guns, the R8 is also equipped for the Saddle Mount. After zeroing the scope to the barrel this mount allows you to remove the scope at any time with just a turn of the locking lever. When reattaching the mount just align the mount with the four inconspicuous notches on the barrel and rotate the locking lever. This effortless process ensures there is no need to re-zero the scope due to the precise machining of the mount and the barrel attachment points. All popular rifle scopes can be mounted with the Blaser Saddle Mount.

The new R8 Saddle Mount is perfectly in line with the R8's dynamic design. Of course, every Blaser Saddle Mount can be mounted on the R8.



MOUNT

▲ Insert the Saddle Mount in the notches on the barrel while the locking levers are open.

Push down the locking levers with your thumb. Now the mount is locked on the barrel without causing tension. ►



LOCK

▲ Fold down the locking levers, so that they do not disturb when using the rifle. ►

This is how the rifle scope is mounted correctly. After zeroing in, the rifle scope can be detached and reattached as often as required - without changing the point of impact. ►

FLIP

READY!

R8 Saddle Mount

RAIL MOUNT



The rifle scope rail is mounted on the scope base. Available for all popular rail systems.

RING MOUNT



The rifle scope is mounted on the scope base with rings.



Rings are available in all popular sizes.



Cocking the R8 iC activates the illuminated dot of the ZEISS rifle scope. The hunter is immediately ready to shoot. He gains time, remains calm and therefore is able to shoot safely.

Launched by the two innovation leaders Carl Zeiss and Blaser, Illumination Control® (iC) represents a technology connecting the control of the reticle illumination to the operation of the rifle.

A sensor in the eyepiece recognizes the position of the cocking slide and automatically regulates the switch-on/-off function of the Varipoint illuminated reticle. This reliably ensures that the illuminated dot is always activated when the rifle is ready to shoot. The operation of rifle and rifle scope is reduced to one single turn of the hand.

The perfect interplay of rifle scope and Blaser R8 turns the Varipoint iC concept into one of the most innovative rifle scope lines of today.

The new Varipoint iC line

The model range covers all fields of application – from driven hunt, over stalking and mountain hunting to stand hunting in deep twilight.



M 1,1-4x24 iC*



M 1,5-6x42 iC*



M 2,5-10x50 iC*



M 3-12x56 iC*



Reticle 60
The double reticle with two visible planes: non-illuminated crosshair and illuminated dot for maximum versatility.



Reticle 0
Pure dot reticle: finest illuminated dot in the second image plane for maximum target cover.



Simple. Faster.

Blaser

ZEISS

OPTIONAL EXTRAS FOR ALL R8 MODELS

- ▶ Wooden ball on the bolt handle
- ▶ Gold-colored bolt head
- ▶ Gold-colored trigger
- ▶ Pistol grip cap:
 - on request engraved with personal monogram framed by arabesques or leaves (No. 1–3), with animal motive (No. 4–12) or individual motives



ABS RIFLE CASE IN NEW DESIGN

- ▶ Type B: R8 with mounted forearm and rifle scope. Additional compartments for action and spare magazine. Document compartment and Allen key fastener in the cover. L x W x H: 32 2/8 x 13 x 3 1/2 inch
- ▶ Type C: R8 with mounted forearm and rifle scope. Additional compartments for spare barrel, second rifle scope, two actions and spare magazine. Document compartment and Allen key fasteners in the cover. L x W x H: 32 2/8 x 17 6/8 x 3 1/2 inch



BLASER RIFLE SLING


- ▶ anti-slip, elastic shoulder strap
- ▶ integrated ammunition carrier for two rifle cartridges
- ▶ detachable swivel rings with quick-release fasteners
- ▶ adjustable length
- ▶ available made of Neoprene or fine calf leather




R8 Jaeger



R8 Luxus, moufflons, left




R8 Luxus, wild boars, right



R8 Luxus, Kudus, left



R8 Luxus, cape buffaloes, right




R8 Luxus, bear and moose, left



R8 Luxus, mountain sheep, right



R8 Luxus, Wapiti, left



R8 Luxus, white-tailed deer, right



R8 Attaché




R8 Luxus, red deer, left



R8 Luxus, chamois, right



R8 Luxus, English arabesques, left + right



R8 Luxus, old German arabesques, left + right



R8 Baronesse, roe deer, right



R8 Luxus, boar, left



R8 Luxus, roe deer, right



R8 Baronesse, red deer, left

R8 Models

PROFESSIONAL

One piece synthetic stock in dark green.

JAEGER

Velvet black anodized action, walnut wood grade 3.

LUXUS

Free selection of engraving motives (see on the left) or with black anodized action and wooden side plates. Walnut wood grade 4.

ATTACHÉ

Velvet black anodized action with wooden side plates, gold-colored trigger and bolt head, wooden bolt handle ball, walnut wood grade 7.

BARONESSE

Fully engraved action. Choice between animal game scene or Scroll motives. Gold-colored trigger and bolt head, wooden bolt handle ball, walnut wood grade 8.

R8 action with inserted bolt head

Bolt heads (depending on the caliber) in sizes Mini (MI), Standard (ST) Medium (ME), Magnum (MA) and „Schweiz“ (CH) are also available separately.



R8 barrel „Standard“ contour

R8 barrel „Semi Weight“ contour

R8 barrel „Safari“ contour

R8 forearm

R8 Semi Weight forearm

R8 Safari forearm

R8 butt stock



R8 Safari butt stock



R8 Professional stock/receiver



R8 magazine-/trigger unit including magazine insert (depending on the caliber)



Image shows R8 Jaeger with wood grade 6, gold-colored trigger and wooden ball on the bolt handle.

◀ R8 WITHOUT REMOVABLE MAGAZINE

All R8 models are also available on request without removable magazine.

R8 LEFT-HANDED VERSIONS ▶

Action, bolt heads and buttstock are optionally available as left-handed versions.

R8 SEMI WEIGHT

In calmness lies the key to accuracy. An increased barrel weight provides a stable shooting position and therefore offers enhanced safety when shooting – even on long ranges.

- ▶ Muzzle diameter: 3/4"
- ▶ approx. 0.66 lbs more weight than with the Standard barrel (depending on barrel length and caliber)
- ▶ fluted barrel optionally available

Extensive test shooting gives evidence that Semi Weight barrels reliably improve shooting performance. Even when the rifle is not positioned optimally on the shooting surface or when shooting free-hand, a medium-heavy barrel stabilizes the rifle. Recoil is decreased considerably and muzzle jumping is minimized allowing for more inner peace. All these achievements further another factor for accuracy: self-confidence. The shooter exceeds himself.

Available barrel contours and calibers			Barrel diameter 5/8"						Barrel diameter 3/4"						Barrel diameter 7/8"	
			Barrel length 20 1/2"		Barrel length 23"		Barrel length 25 3/4"		Barrel length 20 1/2"		Barrel length 23"		Barrel length 25 3/4"		Barrel length 23 3/4"	
Caliber group	Caliber	Magazine capacity	round	fluted	round	fluted	round	fluted	round	fluted	round	fluted	round	fluted	round	fluted
MI	.222 Rem	5+1	○	○	●	○					○	○				○
	.223 Rem	5+1			●	○										○
ST	.22-250	4+1			●	○										○
	.243 Win	4+1	○	○	●	○										○
	6 mm Norma BR	4+1							○	○	○	○				○
	6,5x55	4+1			●	○										
	6,5x57	4+1			●	○										
	6,5-284	3+1					●	○								
	6,5x65 RWS	4+1			●	○										
	.270 Win	4+1			●	○					○					
	7x57	4+1	○	○	●	○										
	7x64	4+1	○	○	●	○					○					
	7,5x55 Suisse	3+1					●	○								
ME	.308 Win	4+1	○	○	●	○			○	○	○	○				○
	.30-06	4+1	○	○	●	○				○	○					
	9,3x57	4+1			●	○										
	8x57 IS	4+1	○	○	●	○			○	○	○	○				
	9,3x62	4+1	○	○	●	○			○	○	○	○				
	6,5x68	3+1					●									
	8x68 S	3+1					●			○						
	MA	.257 Weath. Mag.	3+1					●	○							
.270 Weath. Mag.		3+1					●	○								
7 mm Rem. Mag.		3+1					●	○								
.300 Win. Mag.		3+1					●	○		○	○	○	○			○
.300 Weath. Mag.		3+1					●	○								
.338 Win. Mag.		3+1					●									
.375 H&H Mag.		3+1					●			○	○	○	○			○
.416 Rem. Mag.		3+1														●
.458 Win. Mag. *		3+1														●
.458 Lott *	3+1														●	
.500 Jeffery *	2+1														●	
CH	10,3x60 R	1	exclusively for a barrel diameter of 5/8", barrel length 27 1/2", round													

● as a standard ○ optionally available

* in preparation

GENERAL SPECIFICATIONS

- ▶ Overall length at 22 $\frac{3}{4}$ " barrel length: 40 $\frac{1}{4}$ "
- ▶ Stock length: 14 $\frac{1}{2}$ "
- ▶ Total weight:
 - from approx. 6 lb. 6 oz. with Standard barrel
 - from approx. 7 lb. 1 oz. with Semi Weight barrel
 - from approx. 8 lb. 13 oz. with Safari barrel

STANDARD BARREL EQUIPMENT

Barrel diameter (muzzle):

- ▶ R8 Jaeger, R8 Professional, R8 Luxus:
5/8"
- ▶ R8 Attaché, R8 Baronesse:
5/8", fluted
- ▶ R8 Safari PH, R8 Safari Luxus:
(.300 Win. Mag.):
3/4"
- ▶ R8 Safari PH, R8 Safari Luxus
(.375 H&H Mag., .416 Rem. Mag.): 7/8"

EXCHANGING CALIBERS

Different barrel versions can be inserted in every R8. When changing from one caliber group to the other during a barrel exchange, the bolt head has to be changed as well, so that it corresponds to the caliber group. The bolt head can be exchanged quickly and easily. Every R8 barrel comes with the suitable magazine insert.

CHANGING THE MODEL

Every R8 can subsequently be converted into the R8 Semi Weight or R8 Safari. Besides the barrel exchange, a suitable forearm is additionally necessary.

HUNTABLE

RELIABLE

VERSATILE

R8 MODELS

R8 Modular System

